

ScreenKids

Digitization of
PEDIATRIC tests



**PREFERENTIAL
LOOK TEST**

**STATIC AND DY-
NAMIC
CAMPIMETRY**

**MOTILITY AND
STRABISMUS**

System equipped with a high-resolution infrared camera and image recognition and eyetracking software that records the ocular motility while the child watches children's stimuli on TV.

**RESULTS WITH PHOTOS, VIDEO AND PDF
NO COLLABORATION NEEDED
EASY, FAST, EFFECTIVE**

00:01 / 00:47

Centre Esquerra
Superior Esquerra
Inferior Esquerra
Centre Esquerra

INT. DIST. (at 60 cm)= 46 mm

H(PD): -1 V(PD): 1 D/I
D(mm):5.9 D(mm):5.8



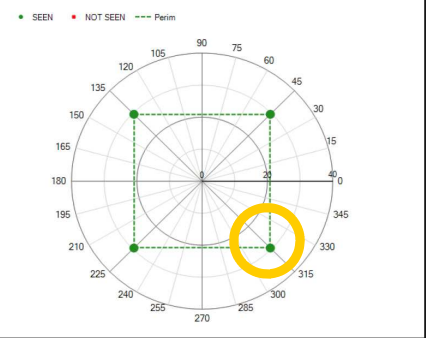
STATIC AND DYNAMIC CAMPIMETRY

No.: 1


Description: 30° inf. izquierdo

SEEN

Campimetry



Right look



Temporal

PREFERENTIAL LOOK TEST

No.: 3

Description: teller5

SEEN

Preferential looking test report

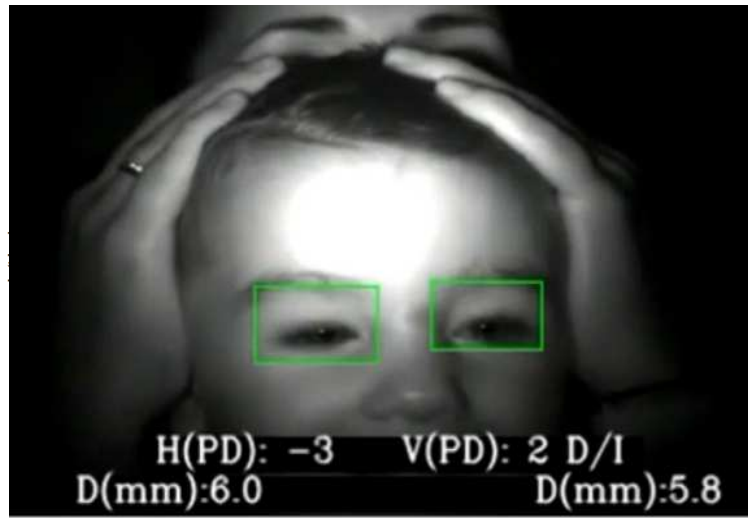


Last seen palette:
Teller1 Cycles/cm:8.54 Snellen:20/067 LogMar:0.53

Palette description:

Teller7 Cycles/cm:1.22 Snellen:20/469 LogMar:1.37 SEEN
Teller6 Cycles/cm:1.42 Snellen:20/403 LogMar:1.30 SEEN
Teller5 Cycles/cm:1.71 Snellen:20/333 LogMar:1.22 SEEN
Teller4 Cycles/cm:2.14 Snellen:20/267 LogMar:1.13 SEEN
Teller3 Cycles/cm:2.85 Snellen:20/200 LogMar:1.00 SEEN
Teller2 Cycles/cm:4.27 Snellen:20/134 LogMar:0.83 SEEN
Teller1 Cycles/cm:8.54 Snellen:20/067 LogMar:0.53 SEEN

MOTILITY AND STRABISMUS



H = Dev. Horiz., V = Dev. Vert., DD = Diam. Right, DI = Left Diam., DINT = Interp. Dist.

High resolution and resistance infrared camera.

System-specific infrared lighting.

TV screen 50" (option of 40" and 32").

Table with PC and image recognition software with 23" monitor.

2-year warranty. Optional annual maintenance service.

From 6 months

Patients without collaboration

Contact: Oriol Prat: (+34) 619 525 610
email: oriol.prat@bcninnova.com
lluis.sola@bcninnova.com



www.bcninnova.com